

Activation Error - Invalid Product Key

We apologize for the inconvenience,

This problem happens because your previous license for one year period had expired or because you have recently upgraded from an older version with a different license system.

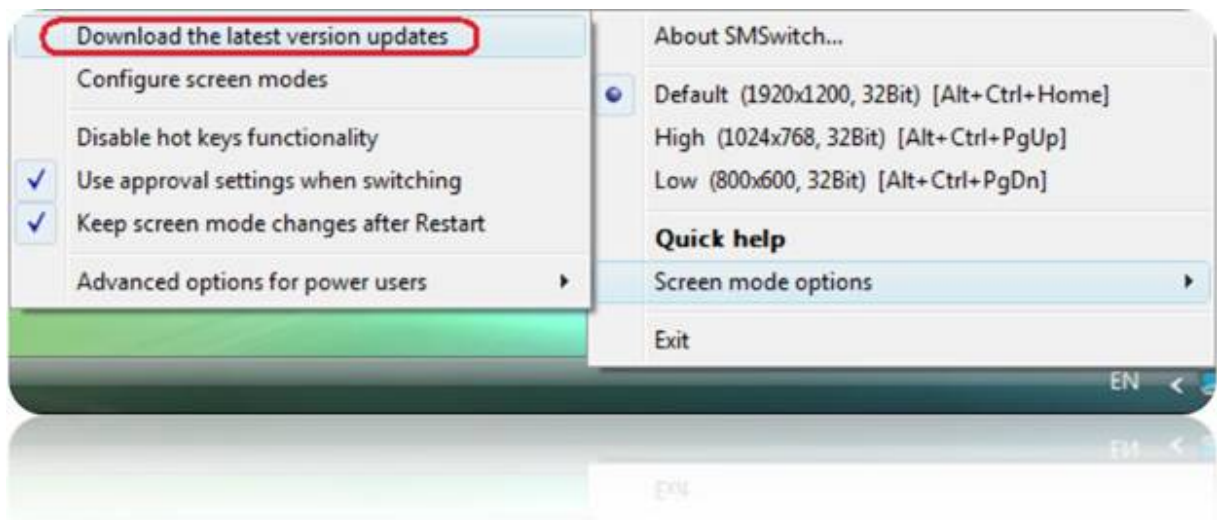
Either way - you can have another free license.

Please follow through step 1 as shown below and then activate:

1. We had to change the way we generate product keys,

Please [download](#) the latest version (2.1.1.1) of Screen Mode Switch and activate it, you can manage your account at [The My Account Page](#)

You can also update your software by right clicking the Screen Mode Switch icon at the tray as follows:

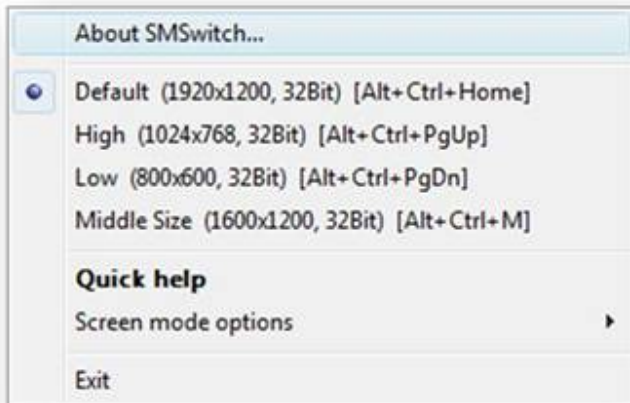


2. After you sign in at the web site - you can go to the [My Account page](#),

Click [Software Activation And Product Key Generation](#) and follow the instructions.

This is how you can find your Local Key (it's different on each computer):

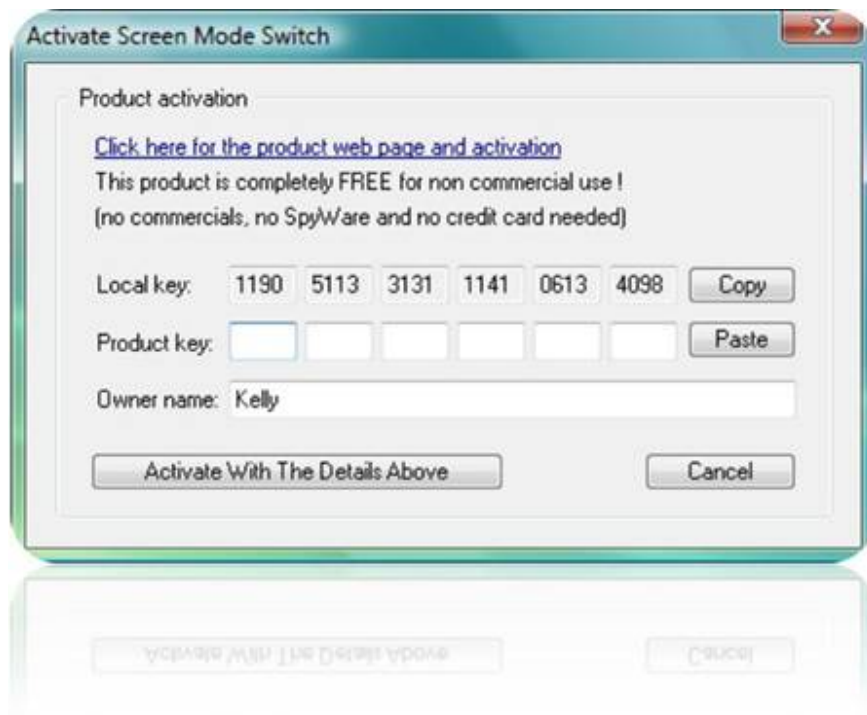
Right click the Screen Mode Switch tray icon and choose "About SMSwitch"



Click on "Activate / Update License Information"



Click copy to copy the Local Key into your clipboard



Now just paste your Local Key to the right textbox at the web site and click the "Generate" button

Thank you for using Screen Mode Switch

MicroMighty Support Team.